



Catch and Release Mortality of Striped Bass (*Morone saxatilis*) in Smith Mountain Lake, VA

Nathan Smith, Derek Crane
Coastal Carolina University

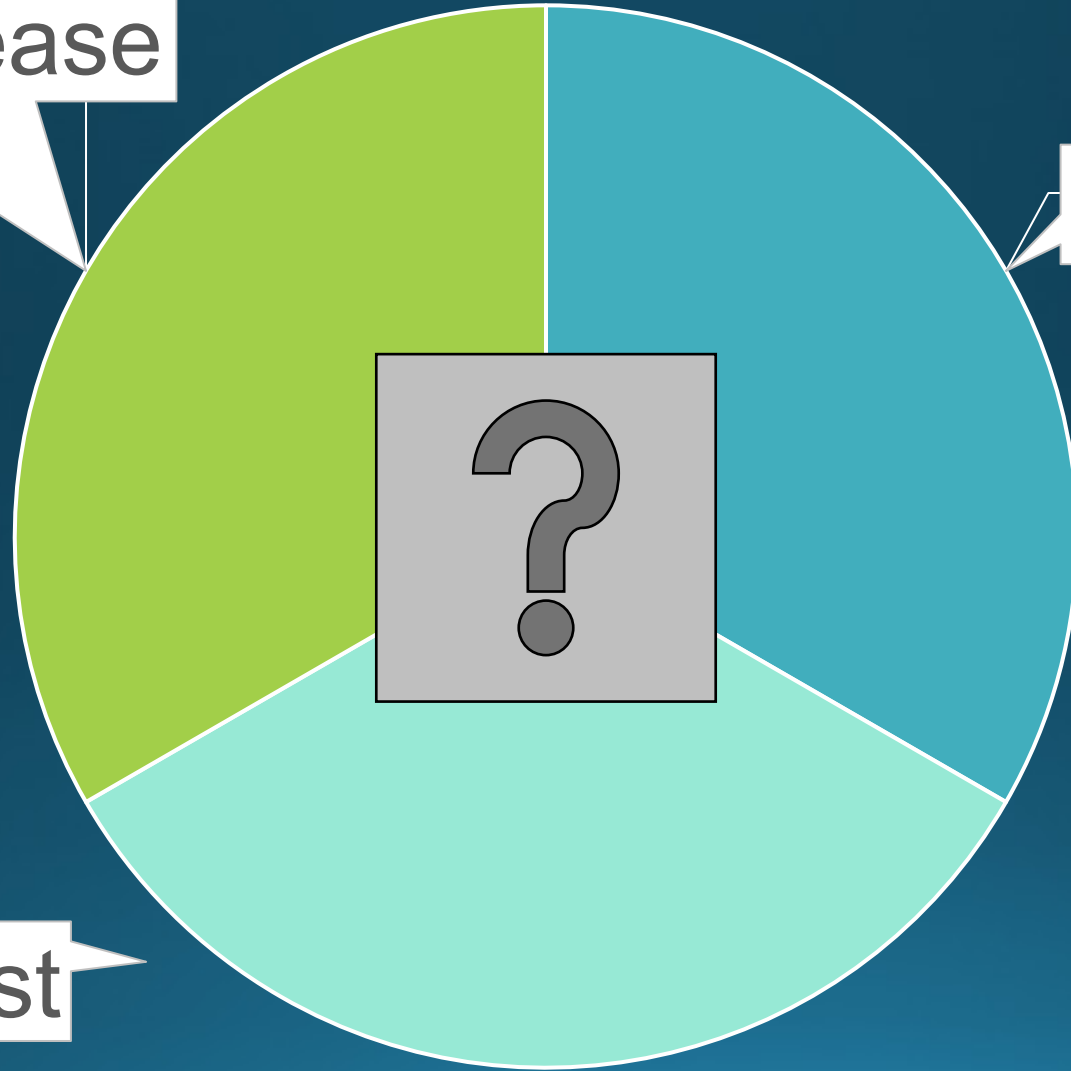
Dan Wilson
VDWR

Total Fish Mortality

Catch and Release

Natural

Harvest



Catch and Release Mortality (CRM) involves many variables

Anthropogenic

- Fight time
- Hook location
- Gear type
- Handling time



Natural

- Temperature
- Fish age/ maturity
- Depth angled
- Body size



Previous CRM striper studies

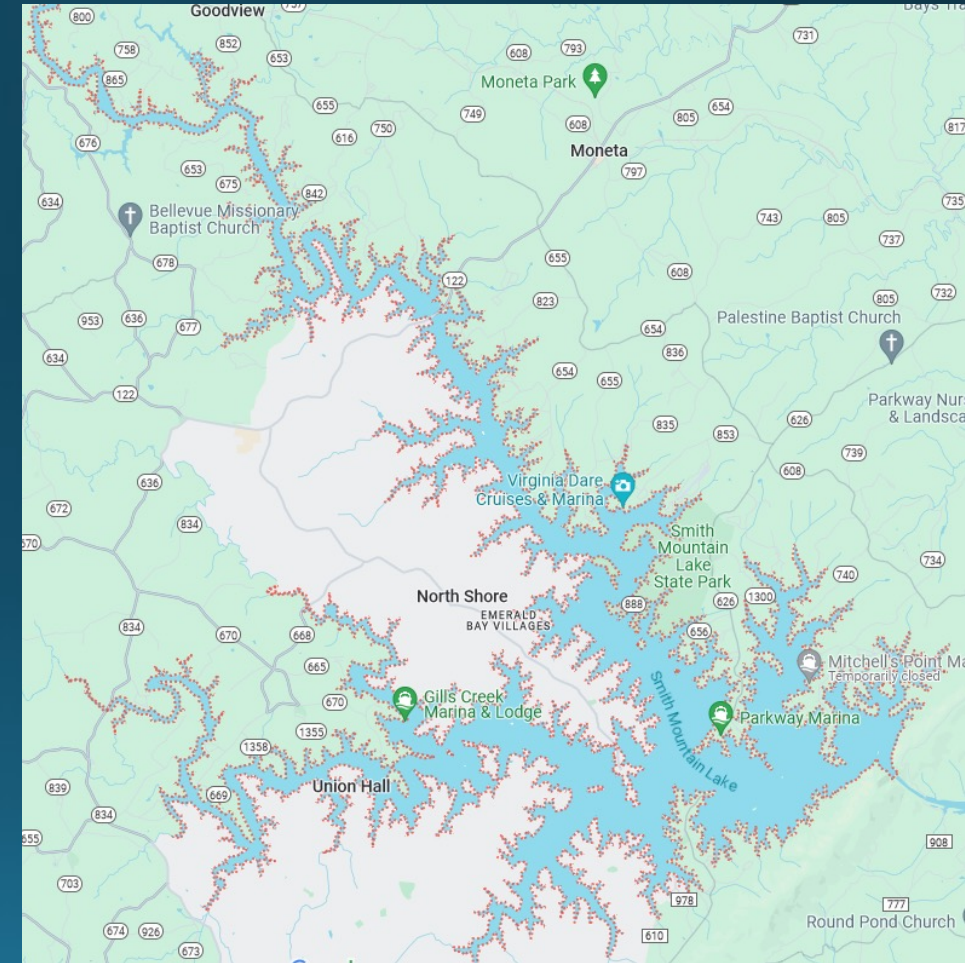

- Temperature and gear type seem to be biggest factors
- Increases in mortality have been observed during summer months (40 – 83% in summer vs. 0-21% in spring)
- Proportion of Stripers lost estimated based on temperature and release rates of many different lakes (Including Smith Mountain)

Research impacts to striper CR management

- Most State agencies were unsure how much CRM contributes to overall mortality (> 50% of respondents)
- Only 4 of 24 states considered CRM important for management (NY, VA, MD, and SC)
- CRM thought to be a more social issue than biological

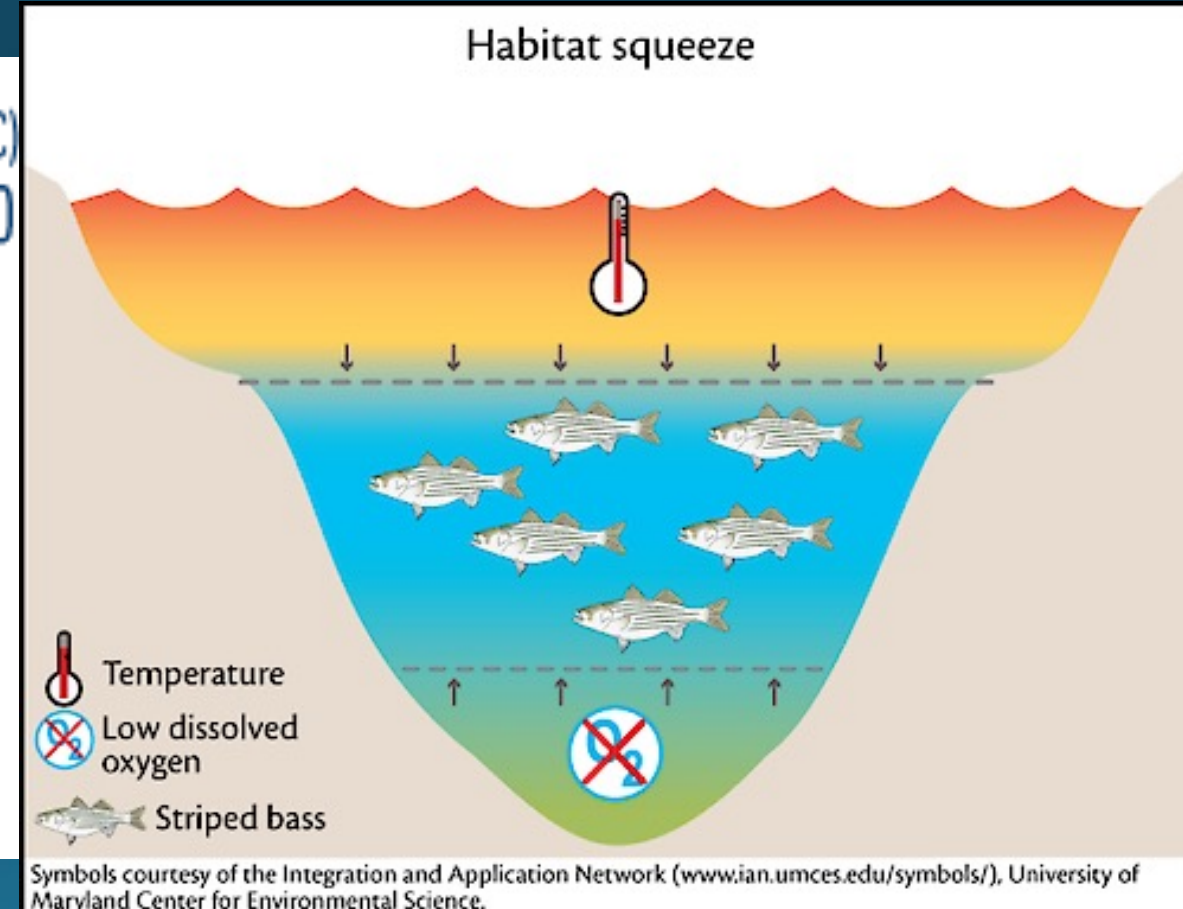
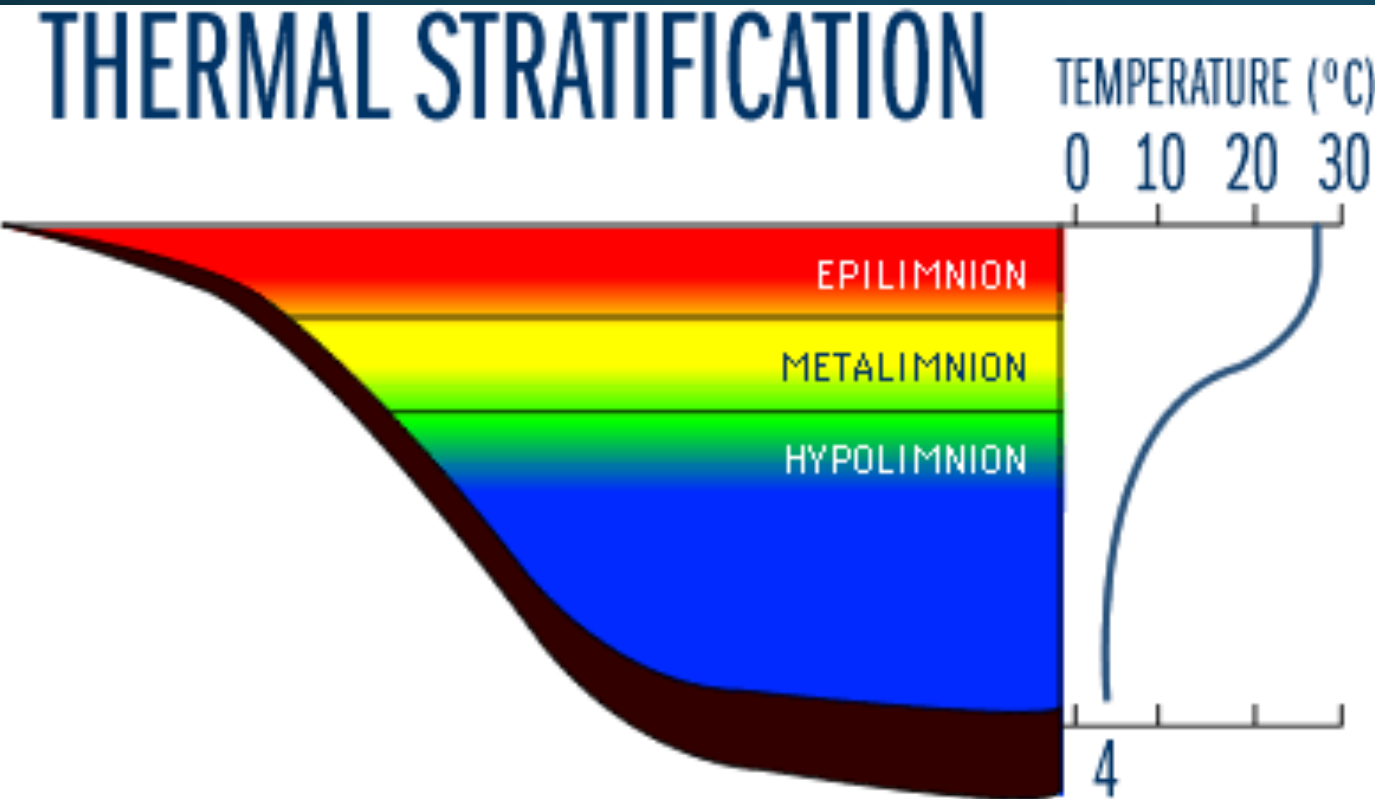
SML is different than other southern striper reservoirs

	SML, VA	Lake Murray, SC
Avg. Depth (ft)	115	46
Max Depth (ft)	220	200
Surface Area (Acres)	20480	48432
Summer Surface Temperature (°C)	25 - 27	24 - 29
DO below thermocline	Oxygenated	Anoxic in summer



Challenges to inland Striped Bass

- First hypothesized by Coutant in 1985



Striper temperature and oxygen requirements

- Stripers are known to prefer Temps <25 °C and >3 mg/L O_2 (Coutant 1985)

Lake Murray, SC

Smith Mountain Lake, VA

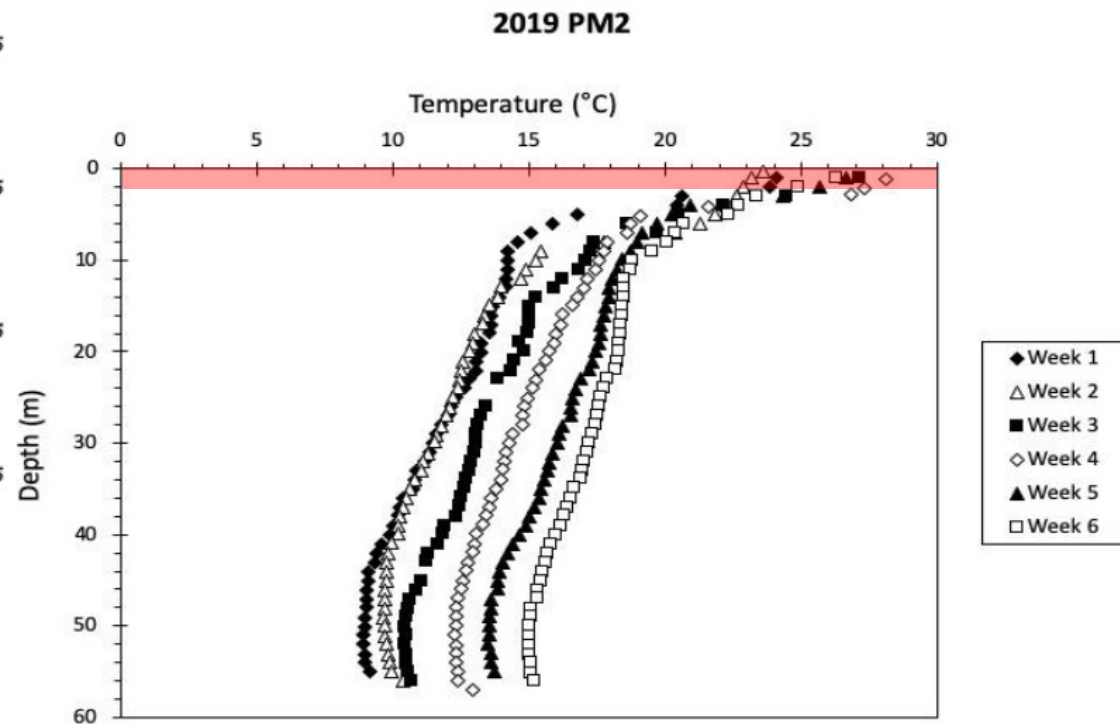
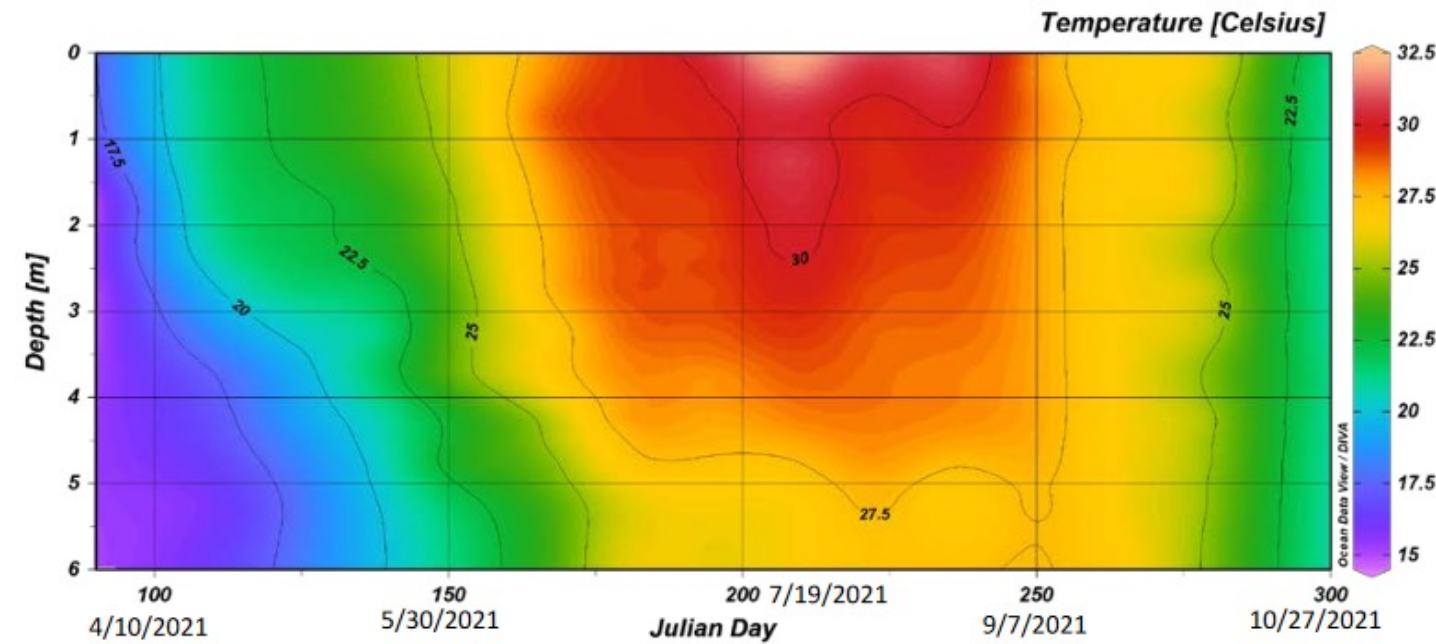


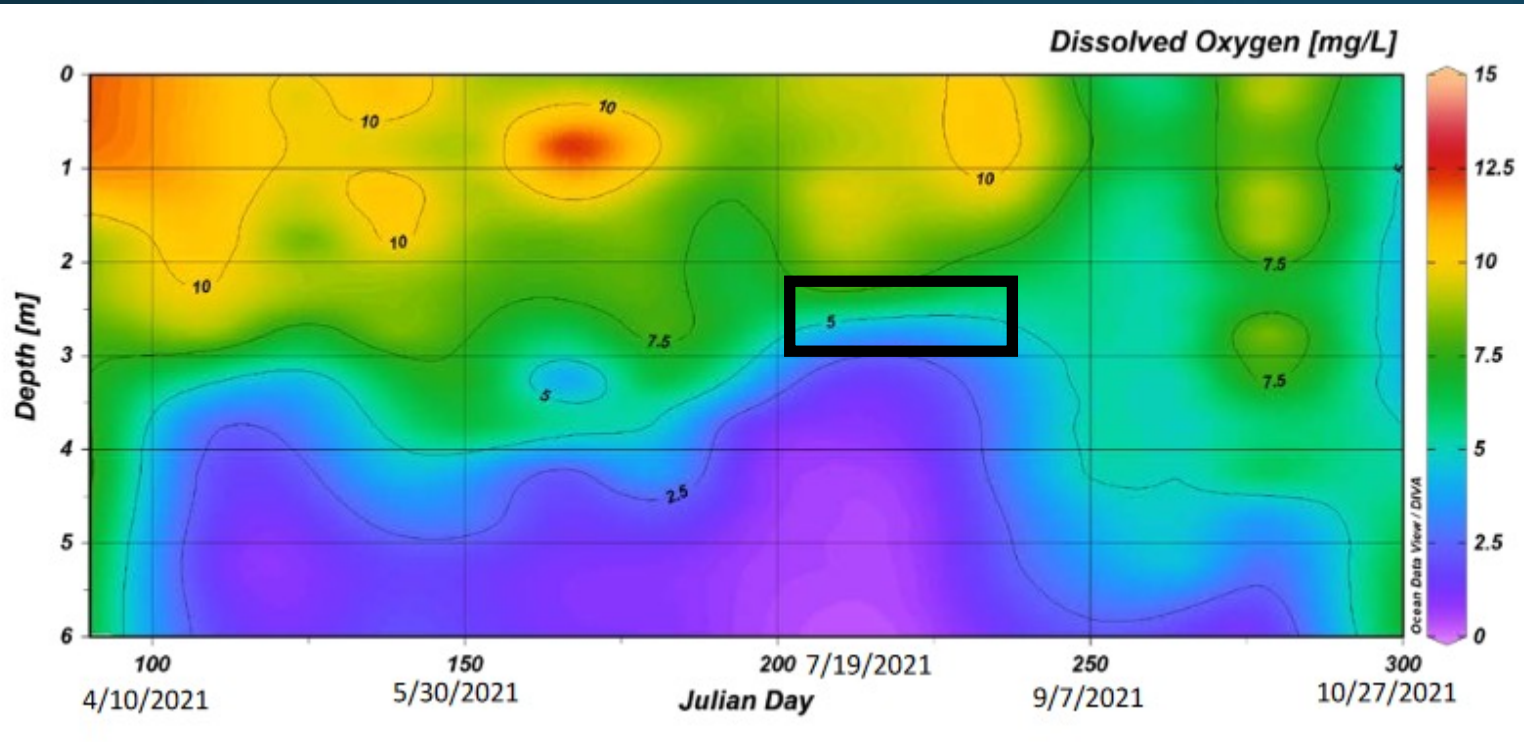
Figure 2. Temperature (°C) section plot for S-326 in the Clouds Creek arm of Lake Murray. Corresponding calendar dates are listed next to Julian Day labels.

TABLE 8. Total catch estimated from summer creel surveys, release rate for caught striped bass, average summer water temperatures, mortality rates based on temperature and bait type, and proportion of total catch lost to catch and release (C&R) angling for seven southeastern impoundments.

Year	System	Total catch	Release rate	Temperature (°C)	C&R mortality rates		Proportion of total catch lost to C&R mortality	
					Natural	Artificial	Natural	Artificial
1998	Smith Mt Lake, VA	15,715	0.60	26.3	0.65	0.32	0.39	0.19
2003	Smith Mt Lake, VA	20,957	0.58	25.8	0.63	0.31	0.37	0.18
2006	Smith Mt Lake, VA	6,167	0.56	27.1	0.68	0.35	0.38	0.20

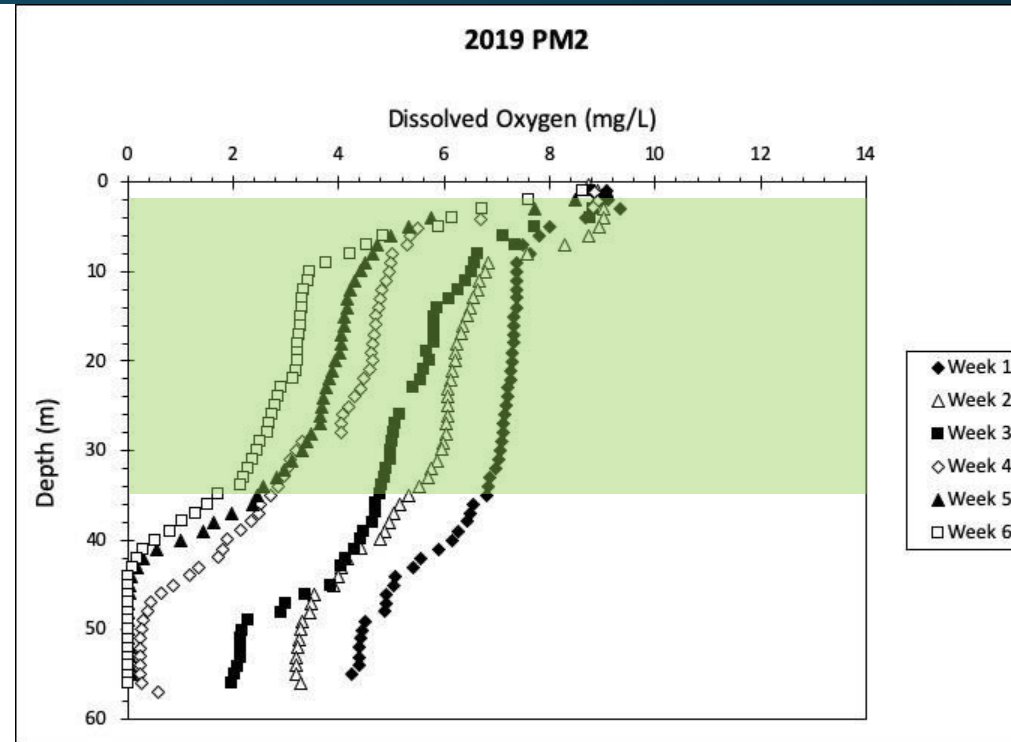
Bettinger and Wilde 2013

Lake Murray, SC



Baumann 2022

Smith Mountain Lake, VA



Heck et al. 2019

Current VA Guidelines and Regulations

- Regulations
 - Two fish per person per day aggregate (combined)
 - Nov. 1 – May 31: No Striper between 30” and 40”
 - Jun. 1 – Oct. 31: No length limit
- Recommendations
 - Keeping fish wet and limiting unnecessary handling
 - Stop fishing after reaching creel limit



Do the current management regs and guidelines reflect the SML system?

1. CRM estimate
2. Identify temperatures Stripers are utilizing
3. Modeling different conditions and release rates to compare management effectiveness
4. Evaluate impacts of CRM on trophy potential



Study design – Data Collection

- Stripers caught angling – Artificial, maybe live bait
 - Expected sampling in June (10 fish), July- August (40 fish), and October (10 fish) 2024 and 2025
- Tagged using acoustic transmitters



Study design – Data Collection

- Fish is intensely followed for a week or two via Hydrophone
 - Short term death expected in 72 hours
- Differences in position indicate survival
 - 3 consecutive tracks with no movement presumes fish is dead



Study design - Modeling

- Estimate catch and release mortality in SML
 - How does fight time, hook location, handling time, temperature, body size, and depth angled affect proportion of a fish dying
- Run simulations

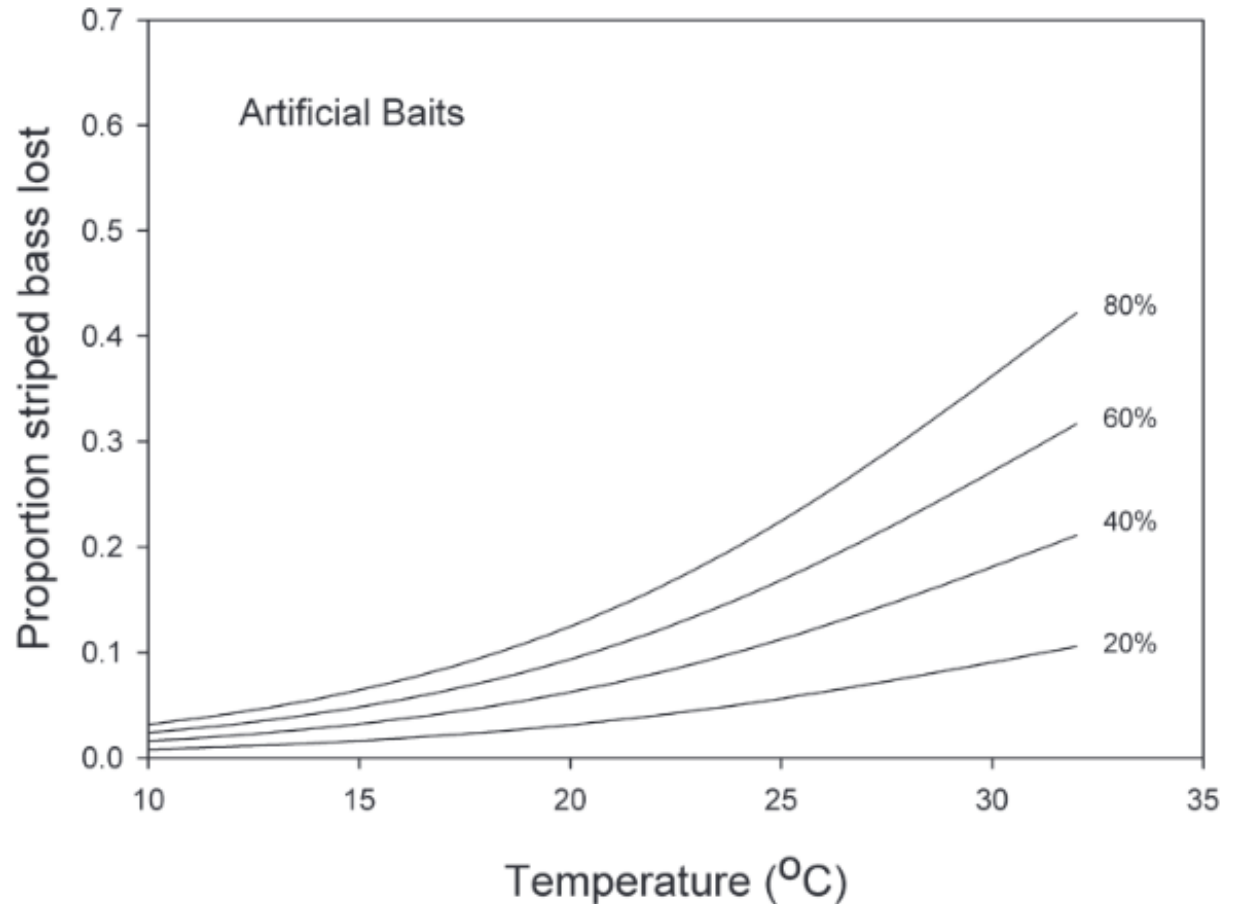


FIGURE 3. Proportion of striped bass total catch that is predicted to die due to catch-and-release mortality based on temperature, and four release rates (20, 40, 60, and 80%) for striped bass caught on natural baits (top panel) and artificial baits (bottom panel). Proportions were estimated by multiplying release rate by the mortality rate estimated from the bait-specific logistic regression equations presented in the text.

Management implications

- Make adjustments to summer fishing guidelines and best practices based on data from this study
- If first year supports enough data, additional analyses with differences in live bait could be evaluated in year two



Acknowledgements



Federal Aid Project
funded by your purchase
of fishing equipment
and motor boat fuels

- Coastal Carolina University
- Virginia Department of Wildlife Resources
- Federal Aid in Sport Fish Restoration
- Smith Mountain Striper Club



DEPARTMENT OF
WILDLIFE RESOURCES
CONSERVE. CONNECT. PROTECT.



SMITH MOUNTAIN
STRIPER CLUB

Questions?

